

INDUSTRIAL SERIES

PRODUCT OVERVIEW



About ERACO

We have adopted the principle of “**Honesty and Reliability**” since our establishment. We have a structure that is expert in its business, provides initiative to its employees, prioritizes change, development and institutionalization. Because we are made up of team members who believe that we are more of a family than a company, and act with love, respect and goodwill in all their relationships.

ERACO ()

ERACO

2013

1980

21000 2

/ /

ERACO

2013

40

1300

38






























ERACO





Legenda

Pictograms

Cooling	
Inverter	
Shell And Tube	
Heating	
Led Screen	
Water	
Adiabatic Mistspraying System	
Micro Channel	
Axial Fan	
Plate Type Heat Exchanger	
Touch Screen	
Plug-Fan	
Flooded Shell And Tube	
Centrifugal Fan	
GSM/GPRS/TCP-IP Connection	
Resistance	
Hermetic Scroll Compressor	
Rotary	
High-Temperature	
Semi-Hermetic Twin Screw Compressor	
Free-Cooling	
Semi Hermetic Reciprocating Compressor	
R134A Refrigerant	
R404A Refrigerant	
R407C Refrigerant	
R410A Refrigerant	
R454B Refrigerant	
R507A Refrigerant	
R513A Refrigerant	





1300+
ANNUAL PRODUCTION



73%
EXPORT PERCENTAGE














































































































9250+
SATISFIED CUSTOMERS



162
EMPLOYEES



21,000m²
PRODUCTION AREA

Features	Refrigerant	Cooling	Heat pump	Water Tank	Water Pump	Inverter	Compressor	3.5~ 50 kW	51~200 kW	201~600 kW	RANGE			1001~1500 kW	1501~2000 kW	> 2001 kW
											601~1000 kW					
AIR COOLED CHILLERS																
Standard Chillers																
ARA-S	R410A															
ARA-T2	R410A															
ARA-T4	R410A															
ARA-TM	R410A															
MEA-S&T	R410A															
MEA-TM	R410A															
DCA-W	R134A															
DMA-W	R134A															
Low Temperature Chillers																
LTA-S&T	R410A															
LTA-TM	R410A															
STA-W	R507A															
Laser Chillers																
LSR-S	R410A															
Inverter Chillers																
VSA-T	R410A															
IRA-T	R410A															
Free Cooling Chillers																
ENE-S	R410A															
ENE-W	R134A															
WATER COOLED CHILLERS																
Standard Chillers																
ARW-S	R410A															
ARW-T2	R410A															
ARW-T4	R410A															
ARW-TM	R410A															
DCW-W	R134A															
Single & Double Zone Chillers																
ARW-SS	R410A															
ARW-SD	R410A															
DRY COOLERS																
ER.FCF	/						/									
ER.FCV	/						/									
MOLD TEMPERATURE UNITS																
KSI	/						/									
FILM INFLATION COOLER																
ER.IC	/						/									
HYDRONIC UNIT																
PTS	/						/									

Compressor Types

 Scroll Compressor	 Rotary Compressor	 Screw Compressor
---	---	--

ARA-S AIR COOLED CHILLER

The ARA-S series air cooled chiller devices, manufactured with R410A gas and granted the A1 safety class by ASHRAE with its zero ozone thinning potential, bear the latest technological innovations complying features. These units, which offer a higher performance compared with the same compressor power, provide an into the body integrated hydraulic module and microprocessor control as standard. An easy and rapid mounting into the process is ensured by that the hydraulic module is located inside the device. It is designed in order to provide the best and most economic results for small and medium size industrial processes.



ARA-S	✱ kW
41	3,5
71	7,0
101	10,0
161	14,4
211	21,2
241	24,7
291	29,1
361	42,3
451	47,9
661	61,8
831	83,0
1051	101,5
1251	127,7
1611	164,1



ARA-T2 AIR COOLED CHILLER

The ARA-T2 series air cooled chiller devices are units employing high efficient R410A cooling fluid with zero ozone thinning potential and having two scroll compressors. The device will start to run at half capacity in cases where the capacity need is low and the electricity consumption will be decreased significantly by being equipped with two compressors. Beside this, it operates at half capacity and the complete stoppage of the process is prevented in case of any defect of one of the compressors. The initial investment costs are low compared with fully independent devices. In addition, it has features like its capability to be installed rapidly and easily thanks to its high temperature sensitivity, optional colour touch-screen control panel, integrated module.



ARA-T2	✱ kW
492	50,6
582	58,2
622	63,3
782	84,7
912	95,8
1082	110,0
1252	123,6
1672	166,0
2112	203,0
2532	255,4
3252	328,3
4052	402,9



ARA-T4 AIR COOLED CHILLER

The ARA-T4 series air cooled chiller devices with R410A gas charged 4 scroll compressors are designed for medium and large size processes with its high capacity control and dual circuit structure. The energy consumption is low due to its logic to operate at 25-50-75-100%. Whilst the hydraulic module is able to be manufactured inside the body up to a definite capacity, the device is able to be located externally at larger units. 7" colour LCD touch-screen control panel, allowing remote connection, is a standard for the units.




ARA-T4	✱ kW
714	57,7
844	87,3
994	102,5
1164	116,4
1254	126,7
1564	169,5
1834	191,7
2184	220,1
2524	247,2
3384	332,0
4014	406,0
5124	510,8
6574	656,5
8104	805,9



ARA-TM AIR COOLED CHILLER

The ARA-TM series air cooled chiller devices with 6/8/9/12 hermetic type scroll compressors are being manufactured with high efficient R410A gas, which has a zero ozone thinning potential. It is able to operate at maximal stage by its 6/8/9/12 compressor structure and attracts the attention with its low energy consumption. The greatest advantage of the multiple compressor structure is that the process will not be influenced seriously by this loss in case of a compressor defect since the unit will suffer a capacity loss of 10-12.5%.



ARA-TM	✱ kW
3509	381,4
4129	431,5
4976	498,0
5108	494,4
5856	609,0
6768	664,1
7539	747,1
8298	812,0
9429	913,5
10238	1.021,6
11309	1.149,3
12146	1.208,9
13148	1.313,1
14539	1.477,3
16478	1.611,9
17909	1.813,4
193412	1.969,7



MEA-S&T AIR COOLED CHILLER


MEA-ST series of Chillers have R410A refrigerant with a potential of zero ozone thinning. They consist of package type compact units with single and double scroll compressors. The products of this series, which have a wide product range from very small to medium cooling capacities, are used to obtain cooling water down to -2 C. It is preferred because of its advantages such as low initial investment costs and offering the hydraulic kit option as standard.



MEA-S&T	❄️ kW
41	4,0
71	7,0
101	10,9
181	19,2
211	22,6
251	24,8
311	33,3
361	37,6
411	43,3
461	48,6
632	66,6
712	75,3
822	86,6
922	97,3
1242	131,1
1512	160,4
1902	201,0
2452	258,9
3012	318,2

MEA-TM AIR COOLED CHILLER


MEA-TM series air-cooled chillers have 4-6-8-9-12 compressor options are produced as low and medium temperature chillers with R410A refrigerant. Its multi-compressor structure minimizes the risk of failure in the system, while energy savings reach maximum levels. It is far ahead of its competitors with its features such as high temperature sensitivity, 7" color touch LCD control panel, and being manufactured with components from the world's best brands.



MEA-TM	❄️ kW
1844	194,7
2484	262,2
3034	320,8
3814	402,0
4546	481,2
4958	524,5
5716	603,0
6068	641,6
6819	721,8
7346	776,8
8579	904,5
9026	954,7
9788	1.035,7
11019	1.165,2
12038	1.273,0
13549	1.432,1
146812	1.553,6
180512	1.909,5

DCA-W AIR COOLED CHILLER

DCA-W series are air-cooled chiller units; "Desert- Type" unit are members of the two compressors with two independent refrigerant circuit with modular structure. Thanks to the screw compressors technology, 4 step operation control can be obtained from a single compressor and totally 8 steps control for two circuit units (%12,5 - %100), whereby to provide high energy savings leads to the partial heat load. This ultimate series are able to work under high ambient temperature climate up to 60 °C without losing high-efficiency performance with step control, maximum physical strength and low sound level dB(A). Due to the wide range of cooling capacity, big Industrial applications and HVAC systems are extensively used. All unit components are selected from the well-known and easily accessible brand in world-wide. Therefore, If necessary easy to find spare parts in locally. Also for larger application, units are able to use as a modular system with ERACO Intelligent Controlling System (IND-SCREEN) Easy access to the functional parameters on the 7" color display LCD screen as a standard.



DCA-W	❄️ kW
2352	240,2
2922	298,7
3382	346,0
3812	390,4
4572	468,5
5212	528,4
5932	601,8
7442	756,5
8182	835,9
9312	951,6
11042	1.126,6
12922	1.307,1
14642	1.489,2
16642	1.692,0
18082	1.833,1
19692	2.004,0

DMA-W AIR COOLED CHILLER

DMA series air cooled chillers are the continuation of DCA series products. It is designed to be suitable for medium and low temperature processes. Since it is charged with R134A gas, it can obtain cold water up to -2 C in areas with high ambient temperature. Thanks to its screw compressors, it operates in 8 stages in total on 2 compressors and provides energy savings. Thanks to its features such as high physical strength, low noise level and long-term use advantages, it is used in most of the industry and HVAC applications.



DMA-W	❄️ kW
2672	265,0
3002	299,0
3572	354,3
4082	403,8
4652	460,0
5182	489,4
5832	577,3
6452	639,1
7332	727,5
8712	864,4
10092	996,1
11552	1.144,7
13142	1.300,7
14192	1.405,5
15512	1.535,8

LTA S&T AIR COOLED LOW TEMPERATURE CHILLER


LTA-S/T series air cooled, package type chiller devices are; units manufactured with two scroll type compressors. Thanks to its wide capacity range, it is able to provide solutions for nearly every need where temperatures of -5 °C and below are required. The compressors are actuated in stages according to the capacity need.



LTA-S&T	❄️ kW
71	6,9
131	14,7
161	16,0
262	25,0
302	29,5
442	43,3
632	63,7
872	86,1
1062	105,4
1332	131,6
1722	170,7

LTA TM AIR COOLED LOW TEMPERATURE CHILLER


LTA-TM series low temperature chiller units; offer more-step capacity control by multi scroll copressors. These are developed for processes, where a high capacity is targeted. All components used at the devices of this series, developed for facilities/processes requiring variable cooling temperatures during the day; are selected such to be the highest class depending on the developing technology. As at all of our units, also our LTA-TM series units are equipped with the latest and technological components under consideration of extreme operating condition.



LTA-TM	❄️ kW
2124	210,8
2606	258,3
3186	316,3
4248	421,7
5328	526,4
63612	632,6
79812	789,6

STA-W AIR COOLED LOW TEMPERATURE CHILLER


Air-cooled chiller units of STA series, manufactured with 2 screw compressors, are useful products for all processes that require high capacity at low temperatures. In processes where deep cooling is required, it responds quickly to the demand thanks to the powerful and stable operation of the screw compressor. Since it works in 8 stages, it saves energy consumption. All parametric values can be accessed and monitored from the 7" color touch LCD control panel on the devices.



STA-W	❄️ kW
1172	117,0
1402	140,3
1662	167,1
2042	204,8
2452	245,8
2982	299,3
3392	340,8
3712	372,4
4612	463,4
5252	528,4
6012	603,3
6922	695,2
7872	790,9

LSR-S AIR COOLED LASER CHILLER

LSR series chiller devices are special units that are configured according to some specific needed in the laser sector. Unlike many processes that require cooling, cooling is a slightly more sensitive issue for laser systems. Single or simultaneous double water outlets that can be set according to different temperatures, deionization system, preparation by heating water first and explanation of water outlet at different pressure levels are among the main lists. All circuit elements are specially selected as it is of great importance in cleaning water as well as water temperature.



LSR-S	❄️ kW
1,5	7,0
2	10,0
4	16,0
6	24,4
8	35,7
10	44,9
12	65,8

VSA-T AIR COOLED INVERTER CHILLER

VSA series Chiller units are unique products that offer energy savings and suitable initial investment costs. When meeting the inverter compressor variable loads in the structure, while in high capacities, it is turned on to residual capacities by leaving the replacement to constant cyclic compressors. This is the hybrid composition of the inverter and normal compressors, Chiller devices provide %40 energy compared to the standard chiller devices in the industry. The VSA Series Chiller Units, where high quality components are joined with good engineering, are available in a wide range of capacity.



VSA-T	❄️ Min kW	❄️ Max kW
1102	15,8	107,5
1702	21,4	148,0
2104	15,8	203,4
2704	21,4	271,6
3204	21,4	314,0
4104	21,4	403,4
5604	21,4	550,9
6706	21,4	658,8
8206	21,4	806,4
9606	21,4	953,9
10708	21,4	1.061,8
12208	21,4	1.209,3
13708	21,4	1.356,9

IRA-T AIR COOLED INVERTER CHILLER

Today, the IRA series modular type chiller devices are a different point of view to the needs. Thanks to its owned inverter technology, it also provides energy savings, while the modular structure also offers the increased cooling capacity. The device can be gradually enlarged as the capacity needs of the enterprise with the combination of multiple modules. The IRA series units with a module number are as independent of the modules continue to offer as much capacity as the modules that are disabled.



IRA-T	✱ Min kW	✱ Max kW
621	15,8	65,1
811	21,4	86,2
1072	15,8	107,5
1452	21,4	148,0

ENE-S AIR COOLED & FREE COOLING CHILLER

Units in this series, air cooled chiller and dry cooler units are built with a single unit and a common control system to operate in a compact structure. According to process requirement;

- Chiller and dry cooler at the same time. (Pre-Cooling System)
- Only chiller
- Only dry-cooler

Above working options can be applied. Especially, when wanted low air temperature and high process water temperature make it possible to work for long periods of free cooling and high energy saving is realized. All required operating modes are managed in a precise manner by means of the "freecooling kit" included in the device and the user doesn't need any intervention. Other than the specified capacities, the required chillers (can also be varied according to the number of compressors) and dry-cooler configurations can be easily created and applied.



ENE-S	✱ kW
862	84,7
972	95,8
1112	110,0
1252	123,6
1682	166,0
2052	203,0
2582	255,4
3354	332,0
4104	406,0
5154	510,8
6156	609,0
6634	656,5
7549	747,1
8208	812,0
9956	984,8
10318	1.021,6
11609	1.149,3
12226	1.208,9
13278	1.313,1
14939	1.477,3
16758	1.611,9

ENE-W AIR COOLED & FREE COOLING CHILLER

ENE-W series hybrid units have similar properties to the ENE-S series, however, differ in terms of compressors. Units of this series equipped with screw type compressor rather than scroll comprise of air-cooled chiller and dry-cooler units operating in a compact structure, connected to a single unit and a common control system.

ENE-W series hybrid units, prepared especially for the processes where electricity saving is aimed, ensure that free cooling operates for a long time in cases where low air temperature and high process water temperature is required and thus provides high levels of electricity savings. All required working modes are managed sensitively by the "freecooling kit" in the device, leaving no need for any user intervention.



ENE-W	✱ kW
2432	240,2
3022	298,7
3492	346,0
3942	390,4
4742	468,5
5362	528,4
6102	601,8
7662	756,5
8452	835,9
9622	951,6
11392	1.126,6
13272	1.307,1
15062	1.489,2
17112	1.692,0

ARW-S WATER COOLED CHILLER

ARW-S series are the member of the single hermetic scroll compressor water-cooled chiller units. They are develop to use in plastic injection molding industry. This series are appropriate for machine-side cooling usage, ARW-S chiller unit has convenient features the latest technological innovations such as integrated water tank and circulation pump. Through the minimize footprint will and advantage of saving space. These units can respond quickly as possible for the related process in terms of specific temperature requirement. ARW-S series range of cooling capacity between 5 – 155 kW.



ARW-S	❄️ kW
51	5,2
91	9,5
121	13,6
211	21,2
251	24,8
361	40,2
401	45,4
521	58,6
701	78,7
861	96,3
1091	121,1
1391	155,7



ARW-T2 WATER COOLED CHILLER

The ARW-T2 series water cooled chiller devices are units employing high efficient R410A cooling fluid with zero ozone thinning potential and having two scroll compressors. The device will start to run at half capacity in cases where the capacity need is low and the electricity consumption will be decreased significantly by being equipped with two compressors. Beside this, it operates at half capacity and the complete stoppage of the process is prevented in case of any defect of one of the compressors. The initial investment costs are low compared with fully independent devices. In addition, it has features like its capability to be installed rapidly and easily thanks to its high temperature sensitivity, optional colour touch-screen control panel, integrated module.



ARW-T2	❄️ kW
532	52,4
612	55,2
662	60,1
902	80,4
1012	90,9
1342	117,2
1712	157,5
2122	192,6
2842	242,3
3592	311,5



ARW-T4 WATER COOLED CHILLER

The ARW-T4 series water cooled chiller units with R410A gas charged 4 scroll compressors are designed for medium and large size processes with its high capacity control and dual circuit structure. The energy consumption is low due to its logic to operate at 25-50-75-100%. Whilst the hydraulic module is able to be manufactured inside the body up to a definite capacity, the device is able to be located externally at larger units. 7" colour LCD touch-screen control panel, allowing remote connection, is a standard for the units.



ARW-T4	❄️ kW
1054	104,9
1214	110,4
1324	120,2
1814	160,8
2014	181,9
2684	234,5
3434	315,0
4234	385,2
5684	484,6
7174	623,0



ARW-TM WATER COOLED CHILLER

ARW-TM Series Water Cooled Chillers are the 'only alternative' for the processes in where particularly the risk distribution is requested at the maximum level. If there is the requirement with the multi-machines or to cool the needed region, by means of having the 6 / 8 / 9 / 12 pcs. Scroll type compressors, maximum capacity staging is ensured. Due to the reason of the Protocol of Ageing which is implemented between the compressors, the life span of that unit is prolonged. On the 2-3 or 4 independent units if there is the possible circuit breakdown, the prevention is achieved to stop the process completely, and the Manufacturing Sustainability is ensured under warranty.



ARW-TM	❄️ kW
4026	351,7
4529	409,3
5156	472,6
6356	577,8
6868	630,1
7729	708,9
8468	770,4
9529	866,7
102912	945,2
11368	969,3
12696	1.147,0
14348	1.246,0
16139	1.401,8
170412	1.454,0
215012	1.869,0



DCW-W WATER COOLED CHILLER

DCW-W Series water-cooled designed to work efficiently in hot climate area; it includes homogen R134A refrigerant in the refrigeration circuits. Thanks to the screw compressors technology, 4 step operation control can be obtained from a single compressor and totally 8 steps control for two circuit units (%12,5 - %100), whereby to provide high energy savings leads to the partial heat load therefore there is no need for an inverter control due to high capacity control Compared to the air-cooled chiller, the footprint of these series are extremely small instead of. Additionally, due to design and small footprint specification be an advantage for indoor installation; this advantage gives reliable to precise the temperature and able to reach maximum efficiency. DCW-W series are highly choosed from the HVAC field, range of cooling capacity between 225 - 1892 kW. Easy access to the functional parameters on the 7" color display LCD screen as a standard.



DCW-W	* kW
2472	226,8
3082	282,0
3562	326,7
4022	368,6
4822	442,4
5442	498,8
6202	568,2
7812	714,2
8612	789,3
9802	898,4
11592	1.063,7
13472	1.234,0
15322	1.406,1
17432	1.597,6
18872	1.730,7
20642	1.892,1

ARW-SS SINGLE & DOUBLE ZONE WATER COOLED CHILLER

ARW-SS Series Water Cooled Chillers having both of the options of Chilling and Heating is developed for the processes which operate mostly with the plastic injection machines. Since they have the high capacity water pump and water tank being integrated into the units, there is not any requirement for the additional equipment. By means of the high quality resistance which is chosen to be complying with the chilling capacity and if required, it enables the possibility to operate until 90C. In general, since they are used within the Business Buildings and next to the machine, saving is achieved on the required area with its minimized dimensions.



ARW-SS	* kW
51	5,3
91	9,0
121	12,8
211	21,0
251	25,6
361	37,8
401	42,8
521	55,1
701	74,1
861	90,6
1091	113,9
1391	146,8

ARW-SD SINGLE & DOUBLE ZONE WATER COOLED CHILLER

ARW-SD Series Water Cooled Chillers nearby the machine units, having the feature of the dual water outlets required by the Users of the Plastic Injection Machines which manufacture particularly for the Sectors of Automotive, White Goods, Medical, by means of their provided temperature sensitivity ensures the quality on the Production. The hot water can be obtained through one of the independent two circuits, while on the other side the cold water can be obtained through the other independent circuit; furthermore both the water cold and hot cold can be obtained at the same time through both of these two independent circuits. Additionally, has the large capacity range. Optionally with its RS-485, it has the traceability option from the operator room. The High Efficiency Scroll type Compressors are used on the ARW-SD Series Chillers nearby the machine units; the chillers which are manufactured with the R410A gas.



ARW-SD	* kW
51	4,4
91	9,0
121	12,8
211	21,0
251	25,6
361	37,8
401	42,8
521	55,1
701	74,1
861	90,6
1091	113,9
1391	146,8

ER.FCV DRY COOLER

Free Coolers (Dry Coolers) are used to cool down the cycling fluid by the ambient air condition. High performance Free Coolers are manufactured with aluminium tubes and corrugated aluminum fins which improve heat transfer coefficient and they are available for vertical and horizontal airflow. Free Coolers has a suitable structure for parallel connection; thus the cooling plants could be comfortably increased by connecting capacity using with ER.FCV series Free Coolers



ER.FCV	❄️ kW
155	147,4
300	294,8
450	442,2
590	589,6
740	737,0
885	884,4
1030	1.031,8
1180	1.179,2
1350	1.326,6
1480	1.474,0
1630	1.621,4
1770	1.768,8

KSI MOLD TEMPERATURE UNIT

Stable temperature is of great importance in plastic mold systems that require high precision, especially operating at high temperatures. KSI series water-cooled temperature controllers are used to meet the precise temperature requirement. In products where sufficient precision cannot be achieved during production; Negative consequences such as surface unevenness and air bubbles can be observed. Of plastic; It should be hot enough to fill the mold during injection, and cold enough to solidify and exit the mold after injection. KSI series temperature controllers the heating and cooling system thanks to the automatic valve groups on these stages, automatically realizing the capacity that the user needs. Technical Specification;

- Water outlet temperature optimization up to 90oC
- ±0,5oC PID controlled temperature sensitivity
- 6-9-12-18-24 kW heating power
- Stainless steel resistance
- 26-32 kW cooling capacity
- Corrosion and temperature resistant copper installation
- 7 "LCD screen PLC control system
- Clean water outlet by help of strainer parts
- Electronic water control



KSI	❄️ kW	🔥 kW
906	26,0	6,0
909	26,0	9,0
9012	26,0	12,0
9018	32,0	18,0
9024	32,0	24,0



ER.IC FILM INFLATION COOLER

ER.IC Extruder Film Inflation Cooler ERACO Film Inflation Cooler ER.IC series are manufactured to precise temperature control on the surface of plastic film extruder. Series are able to cool 100 kg/h production output and increasing the production capacity up to %30. Thanks to microprocessor to control air inlet - outlet temperature and water inlet - outlet temperature; aim to reach high productivity with constant parameters. ERACO Film Inflation Cooler can able to maintain the desired film surface temperature without being bound to the ambient temperature. ERACO Film Inflation Coolers are compact units equipped with eliminator and air filter. Easy removal filters are able to clean easily. Unit coils are hydrophilic epoxy coated. In this way; this design avoid the corrosion on the surface of coils due to condensed water on the other hand it helps to swipe the condensed water from the surface of the coils and easily discharge the water from the unit.

Advantages;

- Improved film quality
- Increased productivity up to %30.
- Increased transparency and luminosity of the film
- Constant high production capacity



ER.IC	❄️ kW	≈ m³/h
6	48,6	4200
6	16,5	4200

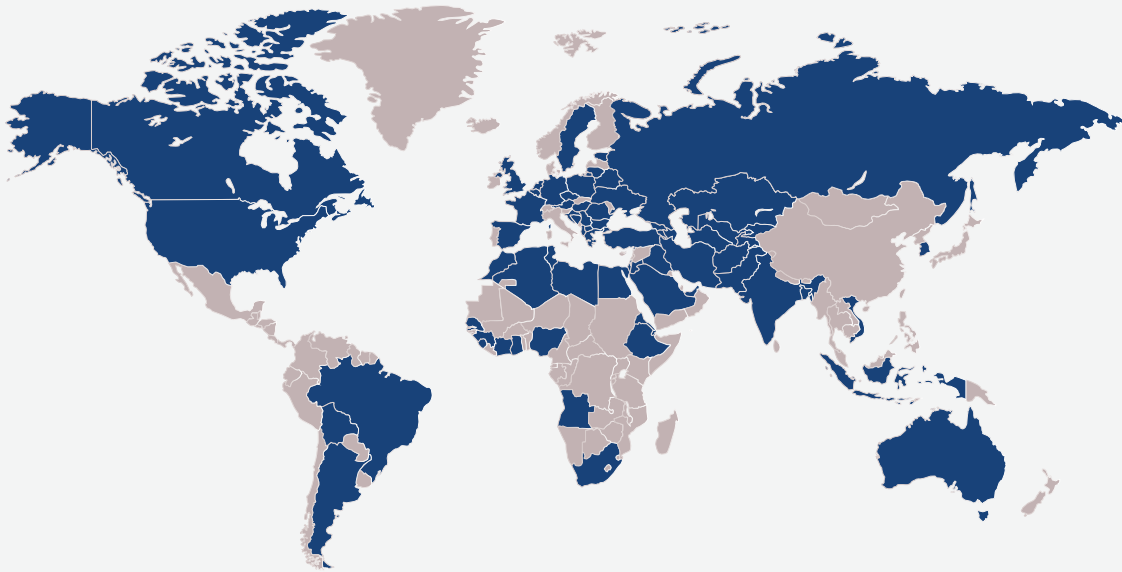


PTS HYDRONIC UNIT

PTS series products developed by Eraco R&D unit and created from pump-tank configurations vary based on the flow, pressure and water volume values required by the users. It is produced in open or closed versions for tank type and in pressurized or non-pressurized versions for pump type.

EPTS	Tank (Lt)	Pump Power (kW)
EPTS 50	50	0,75
EPTS 60	60	0,75
EPTS 80	80	0,75
EPTS 100	100	0,75
EPTS 150	150	0,75-1,1
EPTS 200	200	0,75-1,1
EPTS 300	300	1,1-3,0
EPTS 500	500	1,1-3,0
EPTS 750	750	3,0-11,0
EPTS 850	850	3,0-11,0
EPTS 1000	1000	3,0-11,0
EPTS 1500	1500	3,0-22,0
EPTS 2000	2000	3,0-22,0
EPTS 2500	2500	3,0-22,0
EPTS 3000	3000	3,0-22,0

EPPTS	Tank (Lt)	Pump Power (kW)
EPPTS 100	100	1,1
EPPTS 150	150	1,1
EPPTS 200	200	1,1-5,5
EPPTS 300	300	1,1-7,5
EPPTS 500	500	1,1-15,0
EPPTS 750	750	7,5-37,0
EPPTS 850	850	7,5-37,0
EPPTS 1000	1000	7,5-45,0
EPPTS 1500	1500	7,5-45,0
EPPTS 2000	2000	7,5-45,0
EPPTS 2500	2500	7,5-45,0
EPPTS 3000	3000	7,5-45,0



71 countries, thousands of projects.

#LIVE THE FUTURE TECHNOLOGY

Notes





ERACO. Россия, Москва

e-mail: info@eracochillers.ru

tel. +7 (495) 221 29 04

web: www.eracochillers.ru

ERACO Air Conditioning & Industrial Application

Head Office Sales - Marketing

Adress: Atatürk Bulvarı İkitelli OSB Deposite Ofis, No: 408 Başakşehir / İstanbul / TURKEY

Tel: +90 (212) 642 70 42

Factory

Production - Purchasing - Technical Service - Finance

Adress: Ferizli OSB 2.cadde No:14/1 Ferizli/Sakarya/TURKEY

